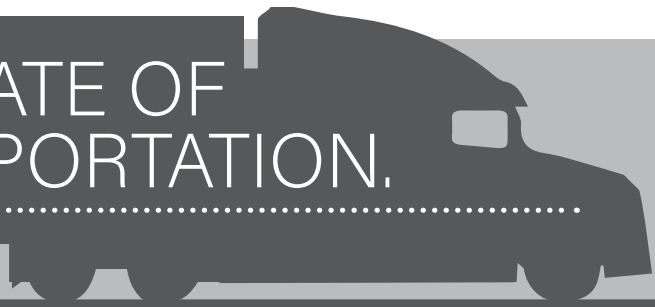


THE STATE OF TRANSPORTATION.



BY THE NUMBERS PART 3

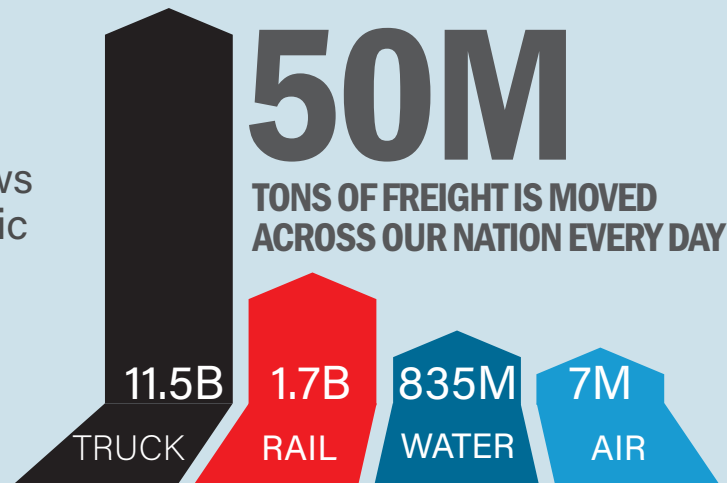
84%

American's containerized freight flows through just 10 ports. Container traffic at US ports is up by 28% since 2009.

Transportation.gov Beyond Traffic 2045

50M


TONS OF FREIGHT IS MOVED ACROSS OUR NATION EVERY DAY



Transportation.gov Beyond Traffic 2045

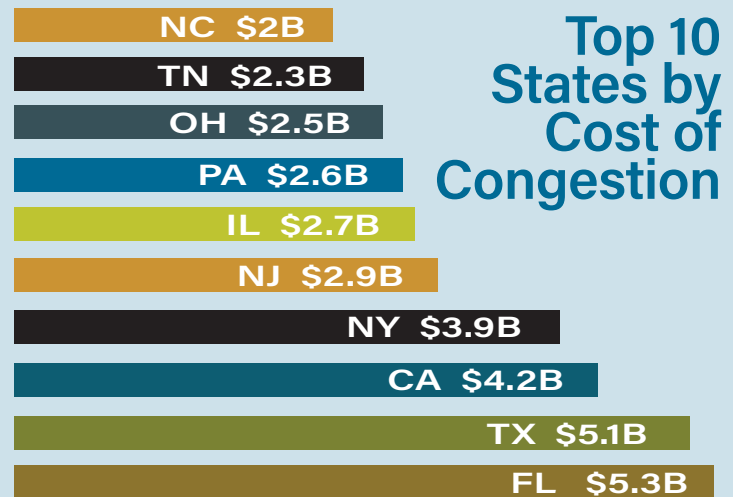
ROADS

In 2015, the lost productivity due to congestion is the equivalent to 362,243 commercial truck drivers sitting idle for an entire working year.



ANNUAL COST OF TRUCK CONGESTION **28** BILLION

Transportation.gov Beyond Traffic 2045



Top 10 States by Cost of Congestion

Transportation.gov Beyond Traffic 2045



REGULATIONS

Since **CVSA Out-of-Service** criteria went into effect, less than 1% of all driver inspections have resulted in the driver being cited for operating without a required ELD or grandfathered AOBDR.

Federal Motor Carrier Safety Administration